

# PRORIL

60Hz

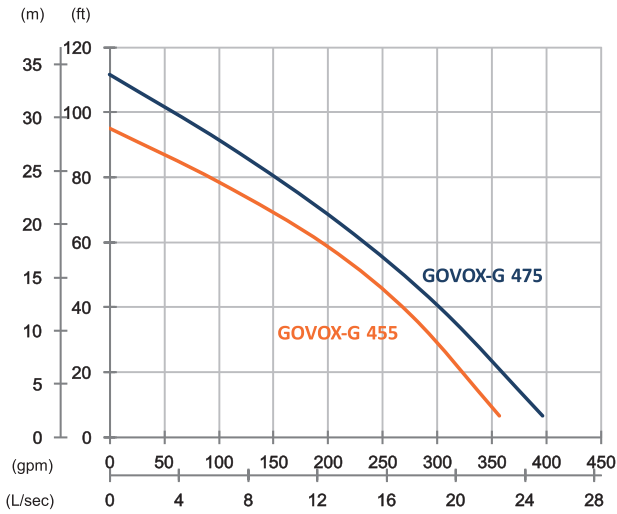
GOVOX-G Series, these vortex pumps feature a less impeller wear and longer pump life by a vortex flow that allows fibrous materials and solid matters to be pumped out without obstruction.

Sewage Pump

## GOVOX-G 455/475

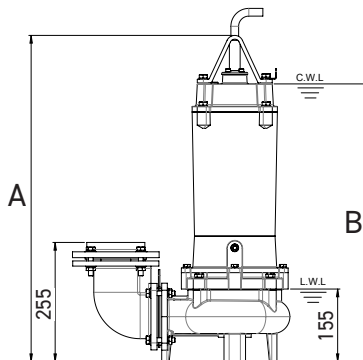
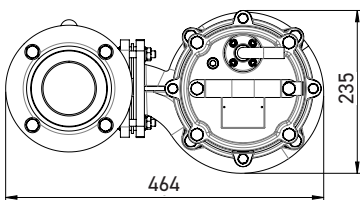
Vortex Pump





	GOVOX-G 455	GOVOX-G 475
<b>OUTPUT</b>	7.5 HP (5.5 kW)	10 HP (7.5 kW)
<b>OUTLET</b>	4" (100 mm)	4" (100 mm)
<b>SOLID PASSAGE</b>	2" (52 mm)	2" (52 mm)
<b>Weight</b>	161 lbs/73 kg	165 lbs/75 kg
<b>HEAD</b>	Rated: 59 ft, 18 m Max: 95 ft, 29 m	Rated: 66 ft, 20 m Max: 112 ft, 34 m
<b>FLOW</b>	Rated: 198 gpm, 12.5 L/s Max: 357 gpm, 22.5 L/s	Rated: 211 gpm, 13.3 L/s Max: 396 gpm, 25 L/s

<b>Pump Type</b>	Electric Submersible Pumps	
<b>Motor</b>	Phase	3-Phase
	Type	Induction Motor
	Poles	2 Pole (3450 rpm)
	Insulation	Class F
	Protector	Circle Thermal Protector
	Starter	D.O.L.
<b>Lubricant</b>	Food Grade (ISO VG32)	
<b>Specs.</b>	Impeller Type	Vortex
	Shaft Seal	Double Mechanical Seal Silicon Carbide VS Ceramic/Carbon
	Bearings	C3 Shielded ball bearings
	Cable	CSA-Certified PVC Jacketed Cables 33 ft (10 m) or longer upon request
<b>Materials</b>	Pump Casing	Gray Iron
	Impeller	Gray Iron
	Motor Frame	Gray Iron
	Motor Shaft	Stainless Steel
<b>Max. Liquid Temperature</b>	40°C (104°F)	
<b>Max. Submersion Depth</b>	20 m (66 ft)	
<b>pH Range</b>	pH 5 - pH 8	
<b>Guide Rail</b>	GRF-04	



	A	B
GOVOX-G 455	697	593
GOVOX-G 475	719	615

unit : mm

C.W.L : Continuous running water level  
L.W.L : Lowest running water level